All Users | Add comparison +

Last 28 days Jul 13 - Aug 9, 2025

Reports snapshot

Active users 245 | New users 232 | Average engagement time per active user 50s

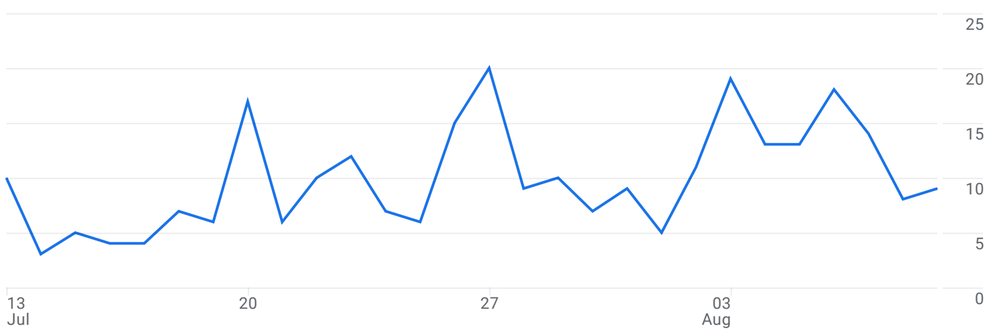

New users by First user primary channel group (Default Channel Group)

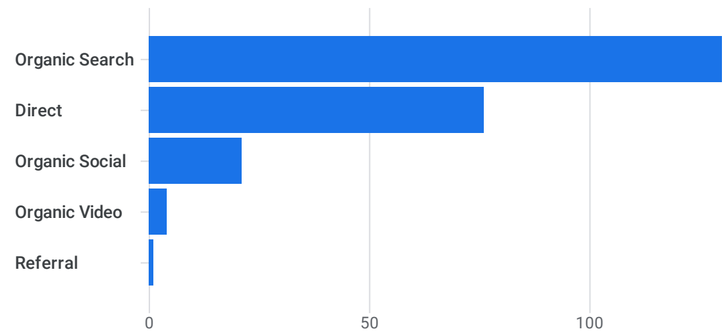

View user acquisition →

Sessions by Session primary channel group...

SESSION PRIMARY CHAN...	SESSIONS
Organic Search	217
Direct	108
Organic Social	23
Organic Video	19
Referral	2
Unassigned	1

View traffic acquisition →

Active users by Country

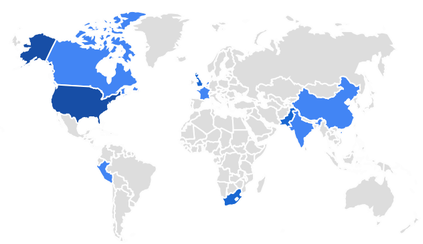

COUNTRY	ACTIVE USERS
United States	228
United Kingdom	3
Pakistan	2
South Africa	2
Belize	1
Canada	1
China	1

View countries →

User activity over time

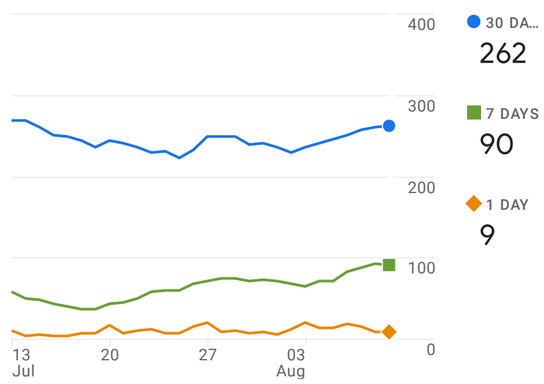

Views by Page title and screen class

PAGE TITLE AND SCREEN ...	VIEWS
Home - 39th St Church Of Ch...	335
Tracts - 39th St Church Of Ch...	56
Evangelist - 39th St Church O...	35
The Elders - 39th St Church O...	35
Annual Mid-West Lectures - ...	32
Our Deacons - 39th St Churc...	24
Bible Outlines and Manuscrip...	18

View pages and screens →

Event count by Event name

EVENT NAME	EVENT COUNT
page_view	655
user_engagement	439
session_start	369
scroll	262
first_visit	232
click	9
form_start	8

View events →

Key events by Event name

EVENT NAME	KEY EVENTS
No data available	

Average 120d value by First user primary channel group (Default ...

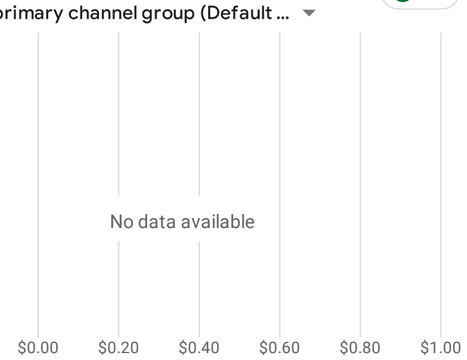

View user acquisition cohorts →

Key events by Platform



View tech details →